

*St. Vincent*

# POVERTY

## Experience

### Pawnbroker

#### **Pawnbroker Packet Contents:**

- 1 Pawnbroker Instruction Sheet
- 1 Pawnshop Transaction Record
- 1 “Guns for Sale” sign
- 1 Handgun
- \$1000 in cash
- 1 name tag
- 1 pen/pencil
- 1 receipt book
- 1 business and 1 closed sign
- Optional props and materials:  
Boom box, camera, jewelry

#### **General Information – The Pawnbroker has three tasks:**

- 1) Buy and sell items brought to the pawn shop
- 2) Accept payment for clothing expenses
- 3) Accept payment for miscellaneous

Because you are playing two roles, keep separate records on the Pawn Shop Transaction Form, sides 1 and 2. Each family has six cards representing valuable items. They may need to sell you these items because they are short of money. You are also the collection agent for clothing expenses and miscellaneous debts. (This task is really not a part of the Pawn Shop, but helps this simulation create greater reality regarding expenses and keeps the number of volunteers needed for this simulation manageable.) You will need to stay in your shop most of the time so families can come to you to buy and sell. Be careful of your money. Pawn Shops are regular targets for robberies. If you are robbed, close the shop for 5 minutes to take inventory. The way you deal with people is entirely up to you. You may deal with them politely, as potential customers, or gruffly, knowing they are on the defensive and in need. You will be asked to report on your experiences during the debriefing period at the end of the simulation.

#### **Responsibilities:**



- 1) Transportation Passes - Collect a transportation pass for each person (including children) who comes to the shop. If a person has no pass, send him/her to Quik Cash to purchase.
- 2) Clothing Expenses and Miscellaneous Debts – Record these transactions on side 2 of the Pawn Shop Transaction Form. Partial payment is acceptable.
- 3) Items Pawned – Even though items are valued at \$200, you will offer \$60 - \$100 for them. After all, they are used goods. If the customer agrees, accept the item (card) and pay the price. Record the item(s) and what you paid for it (them) on side 1 of the Pawn Shop Transaction Form. You may refuse to buy some items. For example, it would be unusual for a pawn shop to take large kitchen appliances. You might tell them that they will have to sell their refrigerator or stove through a newspaper ad or yard sale.
- 4) Items Redeemed – If the family wishes to redeem the item, or someone else wishes to buy the item, charge them \$120 - \$150. After all, you are in business to make a profit. If the customer agrees, accept payment and give the customer the item (card). Record the item(s) and what you sold it (them) for on the Pawn Shop Transaction Form.
- 5) Guns - Guns sell for \$190. The purchaser must have a gun permit. Send the person wishing to purchase the gun to the Police Department to obtain a permit.

# Pawn Shop Transaction Form

	Pawn Shop			Other services			
	Item	Owed	Paid	Clothing		Miscellaneous	
Owed				Payment	Owed	Payment	
ABER				\$ 110		\$ 40	
BOLING				\$ 110		\$ 40	
CHEN				\$ 110		\$ 40	
DUNTLEY				\$ 50		\$ 50	
EPPERMAN				\$ 50		\$ 50	
FUENTES				\$ 50		\$ 50	
GONZALEZ				\$ 40		\$ 40	
HANLOW				\$ 40		\$ 40	
ISMA				\$ 40		\$ 40	
JOLLY				\$ 40		\$ 40	
KAMINSKI				\$ 40		\$ 40	
LOUIS				\$ 40		\$ 40	
MORRIS				\$ 80		\$ 80	
NATTIN				\$ 80		\$ 80	
OLSON				\$ 80		\$ 80	
PEREZ				\$ 80		\$ 80	
QUANT				\$ 80		\$ 80	
ROGERS				\$ 80		\$ 80	
SMITH				\$ 20		\$ 60	
TISKIT				\$ 20		\$ 60	
USSAR				\$ 20		\$ 60	
VIMMER				\$ 20		\$ 60	
WISCOTT				\$ 30		\$ 100	
XANTHOS				\$ 30		\$ 100	
YARROW				\$ 30		\$ 100	
ZUPPOT				\$ 30		\$ 100	




# Big Dave's Pawn Shop GUNS FOR SALE!



# Big Dave's Pawn Shop

We Have What You  
Want!



# Nametag

